


NCU GARMENTS

Basic Underwear

LAYER 0



NO MELT / NO DRIP



MOISTURE MANAGEMENT

The Basic Underwear consists of gender specific and unisex garments. This layer has cooling effects on warm days and keeps the user warm even when wet.



L0 T-Shirt

Unisex



L0 Sports Bra

Female



L0 Boxer Brief

Male



L0 Boxer Brief

Female

CONFIGURATION
EUROPEAN | DESERT | JUNGLE

Mesh Wool Underwear

LAYER 1A



COLD INSULATION



NO MELT / NO DRIP



MOISTURE MANAGEMENT

Designed to be next to skin. It consists of gender specific garments. Their mesh structure controls body temperature and transports moisture away from the skin.

When worn without the terry-wool underwear on top it allows high breathability, whereas when Layer 1B is worn on top it creates air pockets for more insulation.

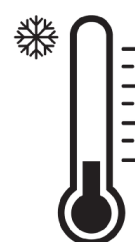
LAYERS CONFIGURATION

Cool Environment



To be worn on top of the Basic Underwear without the terry-wool underwear (Layer 1B) on top.

Cold Environment



To be worn on top of the Basic Underwear and underneath the terry-wool underwear (Layer 1B).



L1A Wool Mesh Undershirt
L1A Wool Mesh Long Pants

CONFIGURATION
EUROPEAN | DESERT | JUNGLE

Terry Wool Underwear

LAYER 1B



COLD INSULATION



NO MELT / NO DRIP



MOISTURE MANAGEMENT

Unisex underwear designed to be next to skin or on top of the Wool Mesh (Layer 1A). Layer 1B consists of undershirt, long pants and a thick full-zip jacket.

On the upper body, the full-zip jacket can be worn on top of the undershirt to maximize insulation.

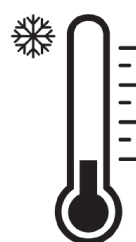
LAYERS CONFIGURATION

Cool Environment



To be worn on top of the Basic Underwear without the wool mesh in-between as an alternative of Layer 1A.

Cold Environment



To be worn on top of Layer 1A. On the upper body, the user may wear the Undershirt, the Jacket or both.



L1B Terry Wool Shirt
L1B Terry Wool Long Pants
Unisex



L1B Terry Wool Jacket
Unisex

L2AJ Combat Jacket

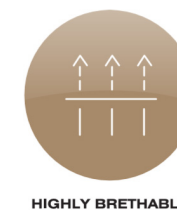
LAYER 2A



FLAME RETARDANT



WATER REPELLENT



HIGHLY BREATHABLE

Combat jacket with water-repellent fire-resistant fabric and detachable hood. Designed to be used as outer layer while it also fits as a mid-layer.

LAYERS CONFIGURATION

- Always use the L2AJ Combat Jacket or L2AS Shirt
- Hood can be detached for tactical or comfort reasons

BODY ARMOR CONFIGURATION

- To be worn underneath the body armor
- Adjustable hood for helmet or head configuration.

GARMENT FEATURES

1. Hood:
 - Suitable for use with and without helmet
 - 3-way adjustment at sides and rear
 - Foldable around the collar
 - Detachable with zipper
2. Chest Pockets with:
 - Inner small pouch
 - Pass-through wire opening
3. Arm Pockets
4. Rear Pouch suitable to stow the hood (*)
5. Side-zip ventilation openings
6. Elbow Pad pockets with bottom opening
7. Zippers on cuffs to fold the sleeves
8. Inner waist adjustments
9. Crotch Band to connect with trousers
10. Inner belt loops in the pockets to fix equipment



(*) SAFETY NOTE

The rear pouch should not contain hard objects.



CONFIGURATION
EUROPEAN

L2AS Combat Shirt

LAYER 2A



FLAME RETARDANT



HIGHLY BREATHABLE



4WAY STRETCHABLE



EXTREMELY LIGHT

Created with fire-retardant highly breathable 4-way stretch torso and water-repellent fire-resistant sleeves. Suitable for use both as outer and mid layer.

LAYER CONFIGURATION

Always use the L2AJ Combat Jacket or L2AS Shirt

BODY ARMOR CONFIGURATION

To be worn underneath the body armor

GARMENT FEATURES

1. Front Zipper opening
2. Arm Pockets
 - Zipper opening
 - Belt loop to fix equipment
3. Elbow Pad pockets with bottom opening
4. Zippers on cuffs to fold the sleeves
5. Inner belt loops in the pockets to fix equipment



NCU GARMENTS



CONFIGURATION
EUROPEAN

L2AT Combat Trousers

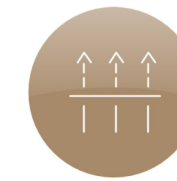
LAYER 2A



FLAME RETARDANT



WATER REPELLENT



HIGHLY BREATHABLE

Made with water-repellent fire-resistant fabric. Suitable to be worn as outer or mid layer.

LAYER CONFIGURATION

Always use the Combat Trousers

GARMENT FEATURES

1. Waist adjustment with elastic flaps
2. Flex-fit stretch panel on the back
3. Loops for belt, crotch band, and braces
4. Side Pockets
5. Cargo Pockets:
 - Side zipper openings
 - Inner elastic band to secure equipment
6. Knife Pocket with eyelet on top to secure the knife
7. Kneepad pockets with bottom opening
8. Kneepad tactical adjustment with the elastic cords found into the small horizontal pockets
9. Lower leg adjustment to secure kneepad position
10. Lower utility pockets
11. Ankle adjustment
12. Boot Hook



CONFIGURATION
EUROPEAN

L2BJ Combat Jacket

LAYER 2B



FLAME RETARDANT



WATER REPELLENT



HIGHLY BREATHABLE



EXTREMELY LIGHT

Created with lightweight and highly breathable textile to be used as outer layer in hot climates. In rough weather conditions, L2BJ Combat Jacket fits comfortably under the rain gear without doffing it.

LAYER CONFIGURATION

Always use the L2BJ Combat Jacket or L2BS Shirt

BODY ARMOR CONFIGURATION

To be worn underneath the body armor

GARMENT FEATURES

1. Chest pockets with:
 - Inner small pouch
 - Pass-through wire opening
2. Arm pockets
3. Side-zip ventilation openings
4. Elbow pad pockets with bottom opening
5. Zippers on cuffs to fold the sleeves
6. Inner belt loops in the pockets to fix equipment



NCU GARMENTS

CONFIGURATION
JUNGLE | DESERT



L2BS Combat Shirt

LAYER 2B



FLAME RETARDANT



WATER REPELLENT



HIGHLY BREATHABLE



EXTREMELY LIGHT

Created with fire-retardant highly breathable 4-way stretch torso and lightweight FR sleeves for hot climates. Suitable for use as an outer or mid layer.

LAYER CONFIGURATION

Always use the L2BJ Combat Jacket or L2BS Shirt

BODY ARMOR CONFIGURATION

To be worn underneath the body armor

GARMENT FEATURES

1. Front Zipper opening
2. Arm Pockets
 - Zipper opening
 - Belt loop to fix equipment
3. Elbow Pad pockets with bottom opening
4. Zippers on cuffs to fold the sleeves
5. Inner belt loops in the pockets to fix equipment



CONFIGURATION
JUNGLE | DESERT

L2BT Combat Trousers

LAYER 2B



FLAME RETARDANT



HIGHLY BREATHABLE



4WAY STRETCHABLE



EXTREMELY LIGHT

Created with breathable and lightweight material to be used as outer layer in hot climates. In rough weather conditions, L2BT Combat Trousers fit comfortably under the rain gear without doffing it.

LAYER CONFIGURATION

Always use the Combat Trousers

GARMENT FEATURES

1. Waist adjustment with elastic flaps
2. Flex-fit stretch panel on the back
3. Loops for belt, crotch band, and braces
4. Side Pockets
5. Cargo Pockets:
 - Side zipper openings
 - Inner elastic band to secure equipment
7. Knife Pocket with eyelet on top to secure the knife
8. Kneepad pockets with bottom opening
9. Kneepad tactical adjustment with the elastic cords found into the small horizontal pockets
10. Lower leg adjustment to secure kneepad position
11. Inner belt loops in the pockets to fix equipment
12. Lower utility pockets
13. Ankle adjustment
14. Boot Hook



CONFIGURATION
JUNGLE | DESERT



L3AJ Insulated Jacket

LAYER 3A



COLD INSULATION



WATER RESISTANT



WINDPROOF



MOISTURE MANAGEMENT

Made with totally windproof membrane and insulation technology, for improved protection and comfort. Suitable for use as an outer layer or mid-layer underneath the Cold Add-ons.

LAYER CONFIGURATION

To be used on top of the Combat Shirt (or Jacket)

BODY ARMOR CONFIGURATION

- To be worn underneath the body armor
- Adjustable hood for helmet or head configuration.

GARMENT FEATURES

1. Hood:
 - Suitable for use with and without helmet
 - 3-way adjustment at sides and rear
 - Detachable with zipper
2. Adjustable collar circumference with elastic cord
3. Chest Pockets
4. Arm Pockets
5. Insulated Lower Front Pockets
6. Rear Pouch suitable to store the hood (*)
7. Waist adjustment with elastic cord found into the lower front insulated pockets (un-tight the waist pressing the inner cord lock)
8. Inner belt loops in the pockets to secure equipment



(*) SAFETY NOTE

The rear pouch should not contain hard objects.



CONFIGURATION
EUROPEAN

L3AT Insulated Trousers

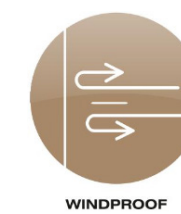
LAYER 3A



COLD INSULATION



WATER RESISTANT



WINDPROOF



MOISTURE MANAGEMENT

3D shaped Insulated Trousers designed to increase flexibility and comfort. Suitable for use as an outer layer or mid layer underneath the Cold Add-ons.

LAYER CONFIGURATION

Fits on top of the L2AT Combat Trousers

GARMENT FEATURES

1. Waist band adjustment with elastic flaps
2. Loops for Belt and Braces
3. Front pockets with side zipper opening
4. 2-way side zippers for easy donning:
 - Use the lower (rubber) slider to open the zippers
 - Use the upper slider to access the Combat Trousers
5. Knee reinforcement
6. Ankle reinforcement with inner small pocket
7. Ankle adjustment with the elastic cord located into the ankle reinforcement pocket
8. Snow-stopper with zipper opening
9. Boot hook



CONFIGURATION
EUROPEAN

L4J Rain Jacket

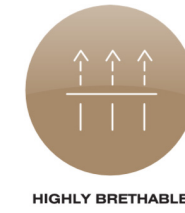
LAYER 4



WATERPROOF



WINDPROOF



HIGHLY BREATHABLE



EXTREMELY LIGHT

Light, breathable, and durably waterproof Rain Jacket. Its combination of waterproof membranes optimizes lightness and breathability in torso and increases durability in the shoulder and outer sleeve area.

LAYER CONFIGURATION

To be used on top of the Combat Shirt (or Jacket)

BODY ARMOR CONFIGURATION

- To be worn underneath the body armor
- Hood suitable for use on top of helmet

GARMENT FEATURES

1. Hood:
 - Suitable for use with and without helmet
 - 3-way adjustment at sides and rear
 - Foldable around the collar
 - Detachable with zipper
2. Adjustable collar circumference with elastic cord
3. Chest pockets
4. Access zipper openings on arms
5. Lower Front Pockets
6. Waist adjustment with elastic cord into the lower front pockets
7. Side-zip ventilation openings
8. Inner belt loops in the pockets to secure equipment
9. Crotch band for connection with trousers



CONFIGURATION
EUROPEAN | JUNGLE

L4T Rain Trousers

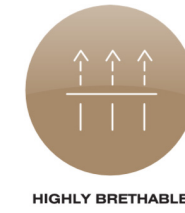
LAYER 4



WATERPROOF



WINDPROOF



HIGHLY BREATHABLE



EXTREMELY LIGHT

Light, breathable, and durably waterproof Rain Jacket. Made with 3D shaped design for improved freedom of movement. Suitable to be used as outer layer in European and Jungle environments.

LAYER CONFIGURATION

To be used on top of the Combat Trousers

GARMENT FEATURES

1. Waist band adjustment with elastic flaps
2. Loops for Belt, Crotch Band and Braces
3. Front pockets with zipper opening
4. 2-way side zippers for easy donning:
 - Use the lower (rubber) slider to open the zippers
 - Use the upper slider to access the Combat Trousers
5. Ankle reinforcement with inner small pocket
6. Ankle adjustment with the elastic cord located into the ankle reinforcement pocket
7. Boot hook



NCU GARMENTS

CONFIGURATION
EUROPEAN | JUNGLE



L3BJ Insulated Jacket

LAYER 3B



COLD INSULATION



WATER RESISTANT



WINDPROOF



MOISTURE MANAGEMENT

Cold Add-on reinforcement on top of L3AJ Insulated Jacket for increased isolation and comfort in extreme cold.

LAYER CONFIGURATION

Cold add-on:

To be worn on top of the L3AJ Insulated Jacket (and the Combat Shirt or Jacket worn underneath)

Stand-alone:

Can be used on top of body armor (when Layer 3A is not used) for quick donning and doffing.

BODY ARMOR CONFIGURATION

Vest:

Fits over the body armor by unzipping the 3 vertical zippers
Fits under the body armor without unzipping the vertical zippers

Hood:

Suitable for head configuration.
For helmet configuration, review the instructions of page 7.

GARMENT FEATURES

1. Hood:
 - Stowable in the collar
 - 3-way adjustment at sides and rear
2. Arm Pockets
3. Volume adjustment zippers (2 front, 1 rear)
4. Insulated Lower Front Pockets:
5. Waist adjustment with elastic cord found into the lower front insulated pockets



CONFIGURATION
EUROPEAN | COLD ADD-ON

L3BT Insulated Trousers

LAYER 3B



COLD INSULATION



WATER RESISTANT



WINDPROOF



MOISTURE MANAGEMENT

Cold Add-on reinforcement on top of L3AT Insulated Trousers for increased isolation and comfort in extreme cold.

LAYERS CONFIGURATION

Fits on top of L3AT Insulated Trousers
(and the Combat Trousers worn underneath)

GARMENT FEATURES

1. Waist band adjustment with elastic flaps
2. Loops for Belt and Braces
3. 2-way side zippers for easy donning:
 - Use the lower (rubber) slider to open the zippers
 - Use the upper slider to access the inner layer
4. Ankle reinforcement with inner small pocket
5. Ankle adjustment with the elastic cord located into the ankle reinforcement pocket
6. Boot hook



NCU COLD ADD-ONS

CONFIGURATION
EUROPEAN | COLD ADD-ON



L5J / L5T Snow Camo LAYER 5



WATER RESISTANT



WINDPROOF



EXTREMELY LIGHT

Lightweight and packable snow protection uniform. The design and adjustments of the garments enable functional fit on top all the different outer layers of the NCU system.

LAYER CONFIGURATION

- Fits on top of any of the layers of the system

BODY ARMOR CONFIGURATION

- Jacket fits over and/or underneath the body armor
- Hood suitable for use on top of helmet

FEATURES L5J Snow Camo Jacket

1. Hood :
 - Foldable and stowable in the collar
 - 3-way adjustment at sides and rear
2. Chest zipper access openings
3. Arm zipper access openings
4. Side Zipper Openings for access and ventilation
5. Waist adjustment with inner elastic cord
6. Packs into the integrated pocket located in the waist

FEATURES L5T Snow Camo Trousers

1. Elastic on waist for fit adjustment
2. Front pockets with upper opening
3. 2-way side zippers for easy donning:
 - Use the lower (rubber) slider to open the zippers
 - Use the upper slider to access the inner layer
4. Ankle Adjustment with elastic cord
5. Packs into the integrated pouch found on the left ankle
6. Boot Hook



Packs into itself by folding the garment within the integrated pouches found on the jacket's waist and the trousers' ankle.

CONFIGURATION
EUROPEAN | COLD ADD-ON